

















84A-037



ASSEMBLY INSTRUCTIONS

Pre-Assembly and parts list

A		1 PC
B		1 PC
C		1 PC
D		1 PC
E	 M6*15	4 PCS
F	 M6*50	2 PCS
G	 M6*25	6 PCS
H		14 PCS
I		2 PCS
J		12 PCS
K		2 PCS
L		1 PC
M		1 PC

Assembly

